

# *oprah*

La cucina Oprah con anta ornata a telaio dalle linee classiche ed esteticamente raffinate, propone a chi ama il calore e le soluzioni estetiche dello stile tradizionale un tocco di originalità che conferisce alle composizioni forte caratterizzazione e unicità. Il progetto d'arredo che nasce dall'attento uso degli elementi compositivi del modello Oprah da come risultato un senso di grande equilibrio formale che genera gratificazione e facilità d'uso, per emozionanti e conviviali momenti da vivere in serenità.





### CREO ECOLOGIC

IL GRUPPO LUBE HA SCELTO DI UTILIZZARE PER I COMPONENTI COSTITUENTI LE STRUTTURE DELLE CUCINE SOLO MATERIALE A BASSISSIMA EMISSIONE DI FORMALDEIDE: CONFORMI ALLO STANDARD F4STELLE SECONDO LA NORMA JIS, CERTIFICATO DAL MINISTERO GIAPPONESE, IL PIU' SEVERO IN MERITO ALLE NORMATIVE DI SALVAGUARDIA AMBIENTALE.

Regarding the production of its kitchen structure components, lube group has decided to only use materials featuring very low formaldehyde emissions complying with the 4-star standard, as defined by the jis regulation. This standard is certified by the japanese government-the most rigorous when it comes to environmental protection.

The Opra kitchen with its ornamented framed door with refined classical lines is designed for those who love the warmth and aesthetic solutions of traditional styles. It also provides a touch of originality that makes the compositions highly unique and characteristic. An interior design project that carefully employs the compositional elements of the Opra model will provide a great sense of formal balance, generating a sense of satisfaction and ease of use, for serene moments of conviviality.

CREO KITCHENS®

# oprah

cod. **K60**

**SP. 20 MM**

## CARATTERISTICHE TECNICHE

ANTE	telaio in massello di ayous con bugna in massello di ayous tinto noce (opz.611), bianco antico decapè (opz.1325)
ANTE VETRO	telaio in massello di ayous tinto noce (opz.611), bianco antico decapè (opz.1325), vetro gotico
FRONTALE CASSETTI	in massello di ayous tinto noce (opz.611), bianco antico decapè (opz.1325)
MANIGLIE	di serie per anta tinto noce: <b>651 finitura ottone antico con inserto colore avorio passo mm 96</b> di serie per anta bianco antico decapè: <b>K82 finitura nichel satinato passo mm 128</b> a richiesta: 147 finitura ottone anticato e spazzolato passo mm 96 185 finitura ottone vecchio chiaro passo mm 96 156 finitura argento antico passo mm 96 435 pomo finitura argento
STRUTTURE DI SERIE	<b>ANTA: tinto noce</b> nobilitato noce guarnieri (opz.050), schiena e ripiano avorio (opz.930) <b>ANTA: bianco antico decapè</b> nobilitato panna decapè (opz.564), schiena e ripiano avorio (opz.930)
TOP DI SERIE	altezza cm 4 in laminato postformato finto marmo bardiglio (opz.390), idrorepellente
MENSOLE	altezza cm 3,8 in laminato noce guarnieri (opz.050), panna decapè (opz.564)
ZOCOLI	altezza 15 cm in pvc ricoperti in melamina colore noce guarnieri (opz.050), panna decapè (opz.564), con guarnizione in gomma



**CREO**<sup>®</sup>  
KITCHENS

# oprah

code **K60**

TH.20 MM

## TECHNICAL SPECIFICATIONS

**DOORS** frame in solid ayous with central panel in solid ayous with walnut-stained finish (opt.611), pickled antique white (opt.1325)

**GLASS DOORS** frame in solid ayous with walnut-stained finish (opt.611), pickled antique white (opt.1325), gothic glass

**DRAWERS FRONT** in solid ayous with walnut-stained finish (opt.611), pickled antique white (opt.1325)

**HANDLES**  
standard for walnut-stained door: 651 antique brass finish with ivory coloured insert, centre-to-centre distance 96 mm  
standard for pickled antique white door: K82 satin nickel finish, centre-to-centre distance 128 mm  
on request: 147 antiqued and brushed brass finish, centre-to-centre distance 96 mm  
185 light old brass finish, centre-to-centre distance 96 mm  
156 antique silver finish, centre-to-centre distance 96 mm  
435 knob hole silver finish

**STANDARD CARCASSES**  
DOOR: walnut-stained finish  
melamine-coated guarnieri walnut (opt.050), ivory back panel and shelf (opt.930)  
DOOR: pickled antique white  
melamine-coated pickled cream (opt.564), ivory back panel and shelf (opt.930)

**STANDARD TOPS** height 4 cm, post-formed laminate in fake bardiglio marble (opt.390), water-repellent

**SHELVES** height 3.8 cm, in laminate in guarnieri walnut (opt.050), pickled cream (opt.564)

**PLINTHS** height 15 cm, melamine-coated pvc in guarnieri walnut (opt.050), pickled cream (opt.564), with rubber seal

# oprah

cod. **K60**

ante doors



**tinto noce (opz.611)**  
walnut-stained finish  
(opt.611)

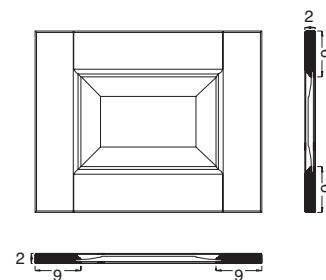


**cestone tinto noce (opz.611)**  
deep drawer  
walnut-stained finish  
(opt.611)



**cassetto tinto noce (opz.611)**  
drawer walnut-stained  
finish (opt.611)

SP. 20 MM TH.20 MM



**NEW**



**bianco antico decapè (opz.1325)**  
pickled antique white  
(opt.1325)



**cestone bianco antico decapè (opz.1325)**  
deep drawer pickled  
antique white (opt.1325)



**cassetto bianco antico decapè (opz.1325)**  
drawer pickled  
antique white (opt.1325)

# oprah

cod. **K60**

ante vetro glass doors

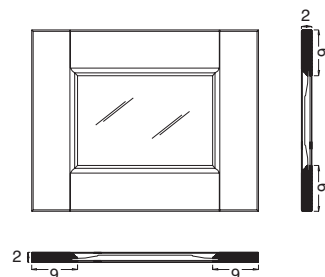


telaio tinto noce  
(opz.611), vetro gotico  
frame walnut-stained  
finish (opt.611),  
gothic glass



cestone telaio tinto noce  
(opz.611), vetro gotico  
deep drawer frame  
walnut-stained finish  
(opt.611), gothic glass

SP. 20 MM TH.20 MM



NEW



telaio bianco antico  
decapè (opz.1325),  
vetro gotico  
pickled antique white frame  
(opt.1325), gothic glass



cestone telaio bianco  
antico decapè (opz.1325),  
vetro gotico  
deep drawer frame pickled  
antique white (opt.1325), gothic glass

# oprah

## MANIGLIE HANDLES

**DI SERIE per anta tinto noce**  
STANDARD for walnut-stained finish



Maniglia 651 finitura ottone  
con inserto colore avorio  
passo 96 mm

Handle 651 antique brass finish with  
ivory coloured insert  
centre-to-centre distance 96 mm

**A RICHIESTA ON REQUEST**



Maniglia 147 finitura ottone  
anticato e spazzolato  
passo 96 mm

Handle 147 antiqued and brushed  
brass finish  
centre-to-centre distance 96 mm

**A RICHIESTA ON REQUEST**



Maniglia 185 finitura ottone  
vecchio chiaro  
passo 96 mm

Handle 185 light old brass finish  
centre-to-centre distance 96 mm

**NEW**

**DI SERIE per anta bianco antico decapè**  
STANDARD for pickled antique white



Maniglia K82 finitura nichel satinato  
passo 128 mm

Handle K82 satin nickel finish  
centre-to-centre distance 128 mm



Pomo K82P finitura nichel satinato  
passo 32 mm  
utilizzata per elementi da 15 con maniglia K82

Knob K82P satin nickel finish  
centre-to-centre distance 32 mm  
used for W 15 elements with handle K82

**A RICHIESTA ON REQUEST**



Maniglia 156 finitura argento antico  
passo 96 mm

Handle 156 antique silver finish  
centre-to-centre distance 96 mm

**A RICHIESTA ON REQUEST**



Pomo 435 finitura argento

Knob hole 435 with silver finish

# oprah

## strutture carcasses



noce guarnieri (opz.050)  
schiena e ripiano avorio (opz.930)  
guarnieri walnut (opt.050)  
ivory back panel and shelf (opt.930)



panna decapè (opz.564)  
schiena e ripiano avorio (opz.930)  
pickled cream (opt.564)  
ivory back panel and shelf (opt.930)



### CREO ECOLOGIC

IL GRUPPO LUBE HA SCELTO DI UTILIZZARE PER I COMPONENTI COSTITUENTI LE STRUTTURE DELLE CUCINE SOLO MATERIALE A BASSISSIMA EMISSIONE DI FORMALDEIDE: CONFORMI ALLO STANDARD F★★★★ SECONDO LA NORMA JIS. CERTIFICATO DAL MINISTERO GIAPPONESE, IL PIÙ SEVERO IN MERITO ALLE NORMATIVE DI SALVAGUARDIA AMBIENTALE.

LUBE GROUP HAS CHOSEN TO EXCLUSIVELY USE MATERIALS WITH VERY LOW FORMALDEHYDE EMISSIONS FOR THE COMPONENTS MAKING UP THE KITCHEN CARCASSES. THESE ELEMENTS COMPLY WITH THE F4 STAR STANDARD ACCORDING TO JIS, CERTIFIED BY THE JAPANESE GOVERNMENT - THE MOST STRINGENT WHEN IT COMES TO ENVIRONMENTAL PROTECTION.

## mensole in laminato laminate shelves



noce guarnieri (opz.050)  
guarnieri walnut (opt.050)



panna decapè (opz.564)  
pickled cream (opt.564)

## zoccoli in pvc H 15 pvc plinth H 15



noce guarnieri (opz.050)  
guarnieri walnut (opt.050)



panna decapè (opz.564)  
pickled cream (opt.564)

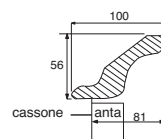
## cornici frames



tinto noce (opz.611)  
walnut-stained (opt.611)



bianco antico decapè (opz.1325)  
pickled antique white (opt.1325)



sezione cornice  
frame cross-section

## top H 4 consigliati in laminato bordo postformato recommended laminate worktops H 4 with post-formed edge

finto marmo bardiglio  
(opz.390)  
fake bardiglio marble  
(opt.390)

travertino (opz.240)  
travertine (opt.240)

pietra di nanto finitura wraky  
(opz.812)  
nanto stone with wraky finish  
(opt.812)

quarzo cipria finitura wraky  
(opz.815)  
pale pink quartz with wraky  
finish (opt.815)

botticino (opz.380)  
botticino (opt.380)

panna finitura cristal  
(opz.830)  
cream with crystal finish  
(opt.830)

noce guarnieri (opz.050)  
guarnieri walnut (opt.050)

muranello avorio (opz.295)  
ivory muranello (opt.295)

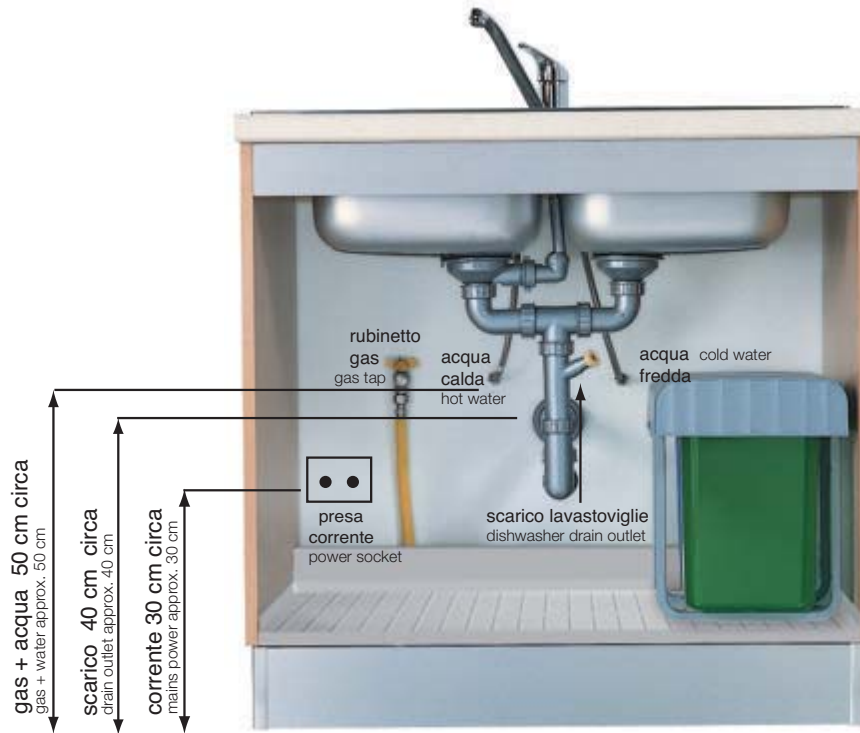




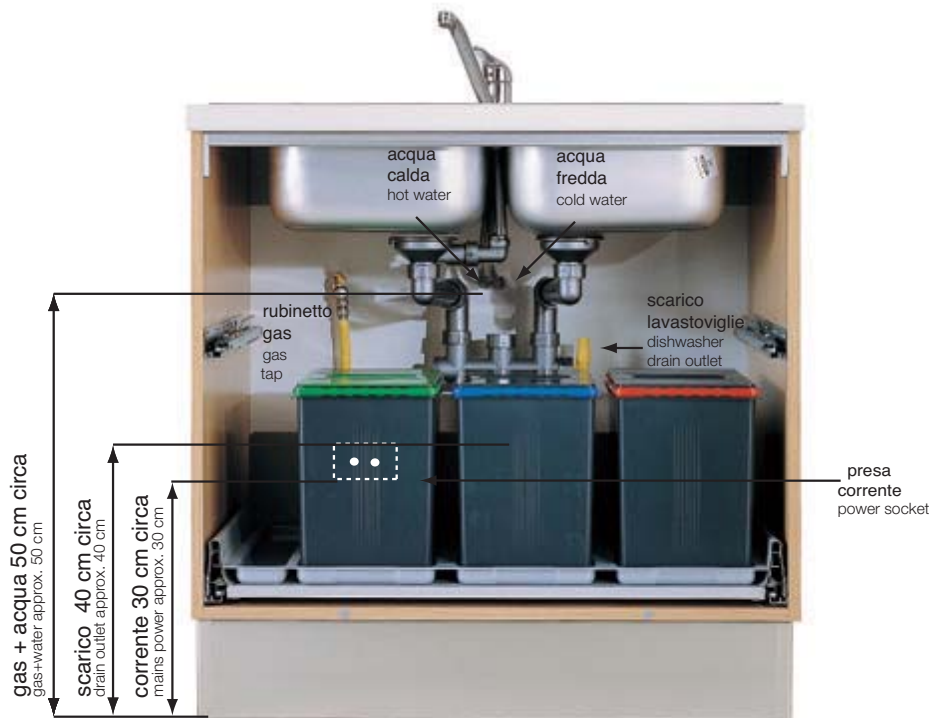


# SCHEMA DI ALLACCIO IMPIANTO ELETTRICO IDRICO E GAS

POWER, WATER AND GAS NETWORKS CONNECTIONS DIAGRAM



**SOTTOLAVELLO CON ANTE**  
SINK BASE UNIT WITH DOORS



**SOTTOLAVELLO 2 CESTONI CON SIFONE SALVASPAZIO**  
SINK BASE UNIT WITH 2 DEEP DRAWERS AND SPACE-SAVER DRAIN PIPING